

Collector Rate of Tehsil Farrukhnagar Distt. Gurugram For the Year 2021-2022 w.e.f. 08.04.2021

Sr. No.	Name of Village	1st Half Collector Rate For Year 2019-2020			2nd Half Collector Rate For Year 2019-2020			Proposed Collector Rate For Year 2021-2022					
		Agriculture Land (Rs. Per Acre)	Agriculture Land 2 Acre from road	Gair Mumkin (Rs per Sq. Yards)	Commercial (Rs. Per. Sq. Yards)	Agriculture Land (Rs. Per Acre)	Agriculture Land 2 Acre from road	Gair Mumkin (Rs per Sq. Yards)	Commercial (Rs. Per. Sq. Yards)				
1	Alimudinpur	3168000	3484800	3200	4200	3168000	3484800	3200	4200	3200000	3500000	3500	4500
2	Babra Bakipur	6392000	7031200	5200	6600	6392000	7031200	5200	6600	7000000	8000000	5500	7000
3	Bakanka	2850000	3135000	2800	3300	2850000	3135000	2800	3300	3000000	3500000	3000	3500
4	Basunda	3040000	3344000	2800	3800	3040000	3344000	2800	3800	3300000	3500000	3000	4000
5	Bihera	2850000	3135000	2800	3800	2850000	3135000	2800	3800	3000000	3500000	3000	4000
6	Daboda	3264000	3590400	2900	3800	3264000	3590400	2900	3800	3500000	3800000	3000	4000
7	Dhanawas	7012500	7713800	5700	9300	7012500	7713800	5700	9300	8820000	9500000	6000	9500
8	Faridpur	2565000	2821500	2800	3300	2565000	2821500	2800	3300	2700000	3000000	3000	3500
9	Farrukh Nagar	9506000	10456600	9700	19000	9506000	10456600	9700	19000	10500000	12500000	10000	20000
10	Fazilpur Badli	5225000	5747500	4200	6600	5225000	5747500	4200	6600	5500000	6500000	4500	7000

Joint Sub Registrar
 संयुक्त उप-निरीक्षक
 Farrukhnagar

Sub Registrar
 उप-निरीक्षक
 Farrukhnagar

SDO (C) Pataudi
 पताुडी

DRO Gurugram

11	Garhi Nethkan	2792000	3071200	2600	3600	2792000	3071200	2600	3600	3000000	3300000	3000	4000
12	Gugana	2375000	2612500	2800	3300	2375000	2612500	2800	3300	2500000	2750000	3000	3500
13	Hari Nagar Domma	3534000	3720000	3300	4200	3534000	3720000	3300	4200	3850000	4000000	3500	4500
14	Iqbalpur	4827900	5310700	5700	7300	4827900	5310700	5700	7300	5250000	5500000	6000	7500
15	Jamalpur	5664000	6230400	5800	6400	5664000	6230400	5800	6400	6500000	7500000	6000	6500
16	Jarau	2565000	2821500	2800	3800	2565000	2821500	2800	3800	2750000	3000000	6000	4000
17	Jhanjrola	4688000	5156800	4400	6000	4688000	5156800	4400	6000	5000000	5500000	4500	6000
18	Jhund Sarai Abad	7734100	8507500	5700	6300	7734100	8507500	5700	6300	8500000	10000000	6000	6500
19	Jhund Sarai Viran	7734100	8507500	5700	6300	7734100	8507500	5700	6300	8500000	10000000	6000	6500
20	Joniawas	4465000	4911500	4200	5700	4465000	4911500	4200	5700	4750000	5250000	4500	6000
21	Jurola	4370000	4807000	4200	5700	4370000	4807000	4200	5700	4500000	5000000	4500	6000
22	Kaliawas	5924600	6517100	5800	8500	5924600	6517100	5800	8500	6250000	7000000	6000	9000
23	Karola	2538000	2791800	2800	3300	2538000	2791800	2800	3300	2750000	3000000	3000	3500
24	Khentawas	6322800	6955100	5700	9000	6322800	6955100	5700	9000	8240000	9000000	6000	9000
25	Khandewala	3104000	3414400	2900	3900	3104000	3414400	2900	3900	3250000	3750000	3000	4000
26	Khavaspur	5605000	6165500	5200	5700	5605000	6165500	5200	5700	6250000	7000000	5500	6000
27	Khurampur	4190000	4609000	4900	5500	4190000	4609000	4900	5500	4250000	4750000	5000	5500
28	Mechhana	2792000	3071200	3100	4200	2792000	3071200	3100	4200	3000000	3250000	3500	4500

Joint Sub Registrar
 सहायक उप निरीक्षक
 फैफुक्कन रेगार

Sub Registrar
 उप निरीक्षक
 फैफुक्कन रेगार

S.D.O. (C) Pataudi
 पताुडी

DRO
 गुरग्राम

29	Mubarikpur	4695000	5164500	3200	4300	4695000	5164500	3200	4300	5250000	6000000	3500	4500
30	Musbedpur	2565000	2821500	2800	3800	2565000	2821500	2800	3800	2750000	3000000	3000	4000
31	Pali	2565000	2821500	2800	3800	2565000	2821500	2800	3800	2750000	3000000	3000	4000
32	Patli Hazipur	6374500	7011950	5200	6100	6374500	7011950	5200	6100	7500000	8500000	5500	6500
33	Rajupur	2755000	3030500	2300	3800	2755000	3030500	2300	3800	3000000	3250000	2500	4000
34	Sarbasipur	4370000	4807000	2800	3800	4370000	4807000	2800	3800	4500000	5000000	3000	4000
35	Sekhpur Majri	2565000	2821500	2800	3800	2565000	2821500	2800	3800	2750000	3000000	3000	4000
36	Saidpur Mohmadpur	5808000	6388800	4700	5800	5808000	6388800	4700	5800	6000000	6500000	5000	6000
37	Siwari	2755000	3030500	2800	3800	2755000	3030500	2800	3800	3000000	3250000	3000	4000
38	Sultanpur	5441700	5985900	5800	7300	5441700	5985900	5800	7300	6000000	7000000	6000	7500
39	Tainagar	5335000	5868500	5300	6300	5335000	5868500	5300	6300	6000000	7000000	5500	6500
40	Tirpuri	2755000	3030500	2800	4700	2755000	3030500	2800	4700	3000000	3250000	3000	5000

Joint Sub Registrar
 Farukh Nagar

Sub Registrar
 Farukh Nagar

SDO (C)
 S.D.O. Patlipatandi
 Gurugram

Additional Deputy Commissioner
 Gurugram

Deputy Commissioner
 Gurugram

Rate List of Tehsil Farrukhnagar for the Year 2021-2022 W.e.f.....

Note:-


1 Any Land for which change of land use (CLU) has been obtained the following rate will be applicable.

- (A) Residential plotted colony – Three times of Agriculture Rate
- (B) Residential Group Housing – Four times of Agriculture Rate
- (C) Commercial – Five times of Agriculture Rate
- (D) Warehouse – two times of Agriculture Rate
- (E) Institutional – three times of Agriculture Rate
- (F) Industrial – Two time of Agriculture Rate

2 Floor – Rs 3500 / Per Sq. Feet

3 Land Less than 1000 Sq. Yard will be treated as residential for stamp duty collection.

4 Land falling on Farrukhnagar - Gurugram Road and farrukhnagar - pataudi Road and farrukhnagar - jhajjar Road, Farrukhnagar Via jamalpur To Pachgaon Road and Badli Via Chandu To Gurugram Road the value of land will be 10% more upto 2 Acre depth


Joint Sub Registrar
Tehsil Farrukhnagar
Farrukhnagar


Sub Registrar
Tehsil Farrukhnagar
Farrukhnagar


SDO (C)
Pataudi
Gurugram


DRO
Gurugram


Additional Deputy Commissioner
Gurugram


Deputy Commissioner
Gurugram

Rate Liste of Tehsil Farrukhnagar for the Year 2021-2022 (w.e.f.....)

Sr no	Cost of Construction	Rate for the Year of 2019	Rate for the Year of 2020	Proposed Rates for the Year of 2021
		(Rs Per Sq. Feet)	(Rs Per Sq. Feet)	(Rs Per Sq. Feet)
1	Constructed Area in Licensed Colonies & Huda Sector	1300	1300	1300
2	Constructed Area in Rest of Tehsil Farrukhnagar	700	700	700
3	Constructed Area in Industrial Area/Land	800	800	800
4	Constructed Area of Ware Houses	600	600	600

Note:-

- Any Land for which change of land use (CLU) has been obtained the following rate will be applicable.
 - Residential plotted colony – Three times Agriculture Rate
 - Residential Group Housing – Four times of Agriculture Rate
 - Commercial – Five times of Agriculture Rate
 - Warehouse two times of Agriculture Rate
- Land Converted into industrial use will be 9400 per Sq. Yard.
- Land less than 1000 Sq. Yard will be treated as residential for stamp duty collection.


 Joint Sub Registrar
 Tehsil Farrukhnagar
 Farrukh Nagar


 Sub Registrar
 Tehsil Farrukhnagar
 Farrukh Nagar


 S.D.O. (C)
 Pataudi


 DRO
 Gurugram


 Additional Deputy Commissioner
 Gurugram


 Deputy Commissioner
 Gurugram

Rate List of Tehsil Farrukhnagar for the year of the 2021-2022


Sr No.	Name of Colony	2nd Half 2019-2020		2021-2022	
		Residential (Rs per sq yards)	Commercial (Rs per sq yards)	Residential (Rs per sq yards)	Commercial (Rs per sq yards)
1	बाला जी नगर कॉलोनी (मेन सडक सुल्तानपुर से अनाज मन्डी के पीछे)	10000	20000	12500	22500
2	न्यू कॉलोनी (सडक पर गुडगोव फरुखनगर रोड बस स्टैन्ड के पास)	10000	20000	12500	22500
3	बावडी कॉलोनी (बाईपास झज्जर वाले रोड)	10000	20000	12500	22500
4	निखार कॉलोनी (गौशाला के पास)	10000	20000	12500	22500
5	रविदास कॉलोनी (जोनियावास के रास्ते व फाजिलपुर रोड)	9700	19000	10000	20000
6	बी.डी.ओ. कॉलोनी (तहसील के मेन सडक के बीच)	10000	20000	12500	22500
7	धनखड स्कुल कॉलोनी (मेन सडक पर पटौदी रोड)	10000	20000	12500	22500
8	बहरली बस्ती कॉलोनी (चांद नगर सडक पर)	9700	19000	10000	20000


Joint Sub Registrar
Tehsil Farrukhnagar


Sub Registrar
Tehsil Farrukhnagar
Farrukhnagar


SDO (C)
Pataudi
Gurugram


DRO
Additional Deputy Commissioner
Gurugram


Deputy Commissioner
Gurugram